



District Report Card: 2017


State: Mizoram	District: Mamit
Class: 8	Subject: Language
Schools: 44	Students: 574


Participation/Coverage


Students

<div>GENDER</div> <div></div>	Boys		Girls	
	Number	%	Number	%
	304	52.96	270	47.04

<div>AREA</div> <div></div>	Rural		Urban	
	Number	%	Number	%
	509	88.68	65	11.32

<div>CATEGORY</div> <div></div>	SC		ST		OBC		GEN	
	Number	%	Number	%	Number	%	Number	%
	1	0.17	573	99.83	0	0.00	0	0.00

<div>CWSN</div> <div></div>	LD	VI	HI	S&LD	ID	Oth
	3	11	2	0	0	7

<div>Management</div> <div></div>	Government		Government-aided	
	Number	%	Number	%
	502	87.46	72	12.54

Average Performance of Students in Language (%)

Overall	Gender		Area		Management		Social Group			
	Male	Female	Rural	Urban	Govt.	Aided	SC	ST	OBC	GEN
42.09	41.05	43.26	42.50	38.87	42.30	40.65	100.00	41.99	0.00	0.00

Performance on Learning Outcomes (LOs)

Learning Outcomes	Description	Average Performance(%)
L813	Read textual/non-textual materials with comprehension and identifies the details, characters, main idea and sequence of ideas and events while reading	42.09

Range of Performance of Students who Answered Correctly							
Below 30%		30% - 50%		50% - 75%		Above 75%	
Number	%	Number	%	Number	%	Number	%
175	30.49	208	36.24	158	27.53	33	5.75

Lowest Performing Learning Outcomes (LOs)

1 - Read textual/non-textual materials with comprehension and identifies the details, characters, main idea and sequence of ideas and events while reading (42.09)